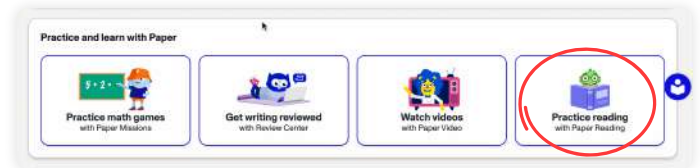
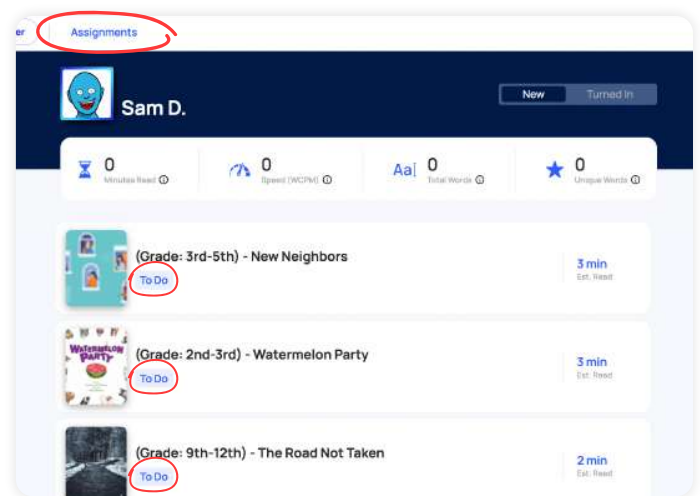


Check for assignments

1 From the dashboard, click the “Paper Reading” tile.



2 Click the “Assignments” button in the top-left corner of the screen.



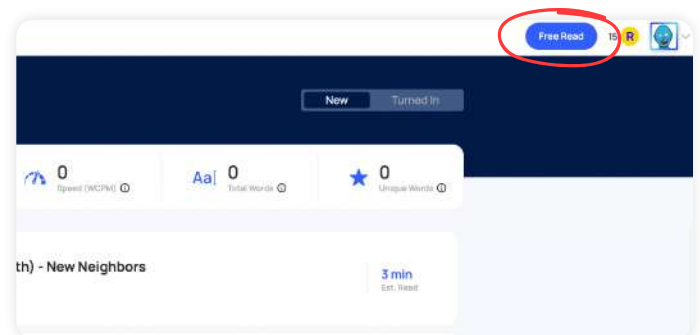
3 If a reading has been assigned, it will appear in the list and be marked as “To do.”

4 Click the assignment to get started.

Start a free read

1 Find an enjoyable physical book or digital text.

2 Click the “Free Read” button at the top-right corner of the screen.



3 Click “Record” and begin reading the text aloud.

